

High Yield Corporate Bond Fund

Information is correct at 28 February 2023

FUND FACTS

	Objective	The fund aims to perform in line with the ICE BofAML BB-B High Yield Index that is euro hedged.
	Investment Style	Indexed
	Asset Mix	Bonds

RISK LEVEL

1	2	3	4	5	6	7
LOW RISK		MEDIUM RISK		HIGH RISK		

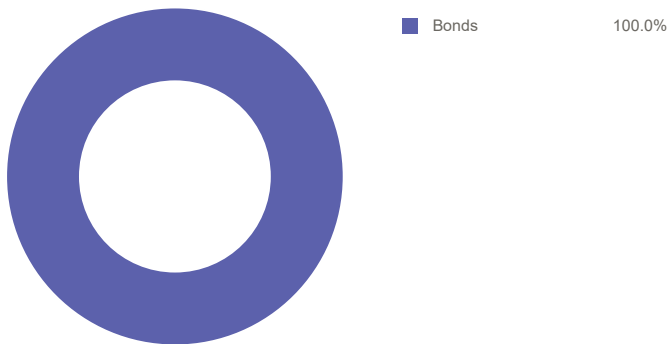
FUND DESCRIPTION

The global high yield bond fund invests in a range of high yield corporate bonds spread across regions and sectors. The bonds have a minimum credit rating of B-.

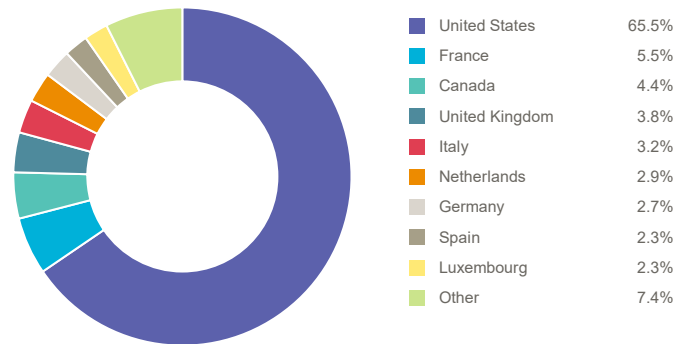
The fund is euro hedged and the fund yield below is gross of currency hedging.

Warning: If you invest in this product you may lose some or all of the money you invest.

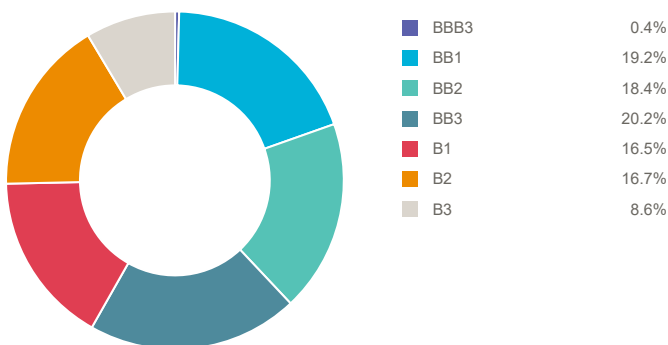
ASSET ALLOCATION



BOND COUNTRY DISTRIBUTION



BOND PORTFOLIO CREDIT QUALITY



BOND FUND CHARACTERISTICS

	BENCHMARK	PORTFOLIO
No. of Bonds	956	956
No. of Countries	22	22
Modified Duration	3.71	3.62
Coupon %	5.86	5.86
Yield %	7.61	7.38

The assets in this fund may be used for the purposes of securities lending in order to earn an additional return for the fund. While securities lending increases the level of risk within the fund it also provides an opportunity to increase the investment return. External asset managers may change over time. Underlying funds or investments may be subject to incentive fees. Non euro currency exposures may be fully or partly hedged back to euro to reduce foreign currency risk. High Yield Bonds are sub-advised by an external manager.

This fund is provided by Irish Life Assurance plc and is managed by Irish Life Investment Managers Limited.

Warning: This fund may be affected by changes in currency exchange rates.

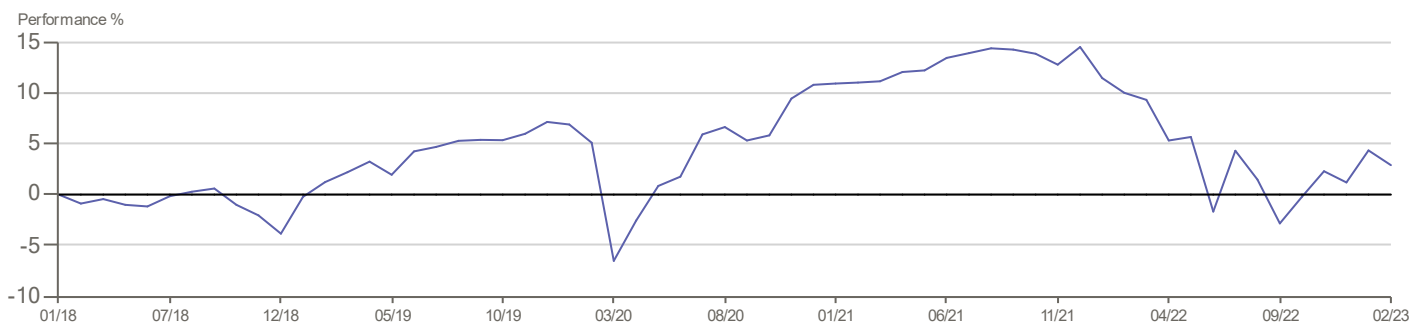
CALENDAR YEAR RETURN

	2019	2020	2021	2022	YTD
Fund	11.44%	3.43%	3.35%	-11.64%	1.68%
Benchmark	11.58%	3.92%	3.47%	-12.30%	2.04%

PERFORMANCE AS AT 28/02/2023

	1 Month	3 Month	1 Year	3 Year p.a.	5 Year p.a.	Since Launch p.a.
Fund	-1.39%	0.58%	-6.48%	-0.71%	0.62%	0.33%
Benchmark	-1.24%	1.08%	-6.80%	-0.72%	0.67%	0.47%

CUMULATIVE PERFORMANCE



Fund returns are quoted before taxes and before standard annual management charge. There is no Bid/Offer spread.

Launch Date (for the series used in the above performance illustration) = 29 Jan 2018; YTD = year to date; p.a. = per annum

Source: Irish Life Investment Managers

Benchmark: The standard against which the performance of the fund is measured. It typically includes market indices or weighted combinations of these as appropriate.

Warning: Past performance is not a reliable guide to future performance.

Warning: The value of your investment may go down as well as up.

Irish Life Investment Managers are recognised internationally for their expertise, innovation and track record:
 -INVESTMENT MANAGER OF THE YEAR Irish Pensions Awards 2022
 -RISK MANAGEMENT PROVIDER OF THE YEAR Irish Pensions Awards 2021
 -EXCELLENCE IN DC AWARDS Irish Pensions Awards 2020
 -PASSIVE MANAGER OF THE YEAR European Pensions Awards 2018

To find out more about our fund range and to view the latest market and fund manager updates please visit:
<http://www.irishlife.ie>

Irish Life Investment Managers Limited is regulated by the Central Bank of Ireland.
 Irish Life Assurance p.l.c. is regulated by the Central Bank of Ireland.
 HYB-GROSS-0223

