




Active Eurozone >5 Yr Bond Fund

Information is correct at 31 August 2023

FUND FACTS

	Objective	To outperform the Bank of America Merrill Lynch EMU Government Bond > 5 Year Index
	Investment Style	Active
	Asset Mix	Bonds

RISK LEVEL

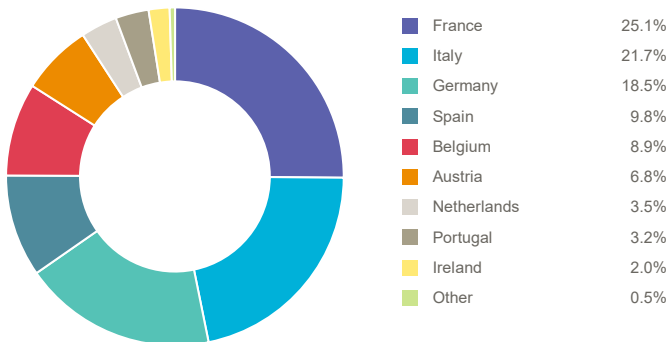
1	2	3	4	5	6	7
LOW RISK		MEDIUM RISK		HIGH RISK		

FUND DESCRIPTION

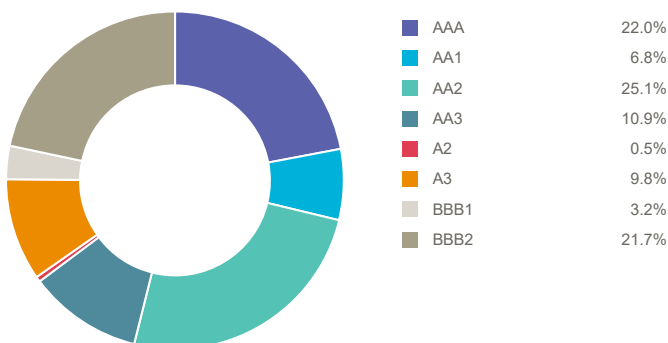
This fund is an actively managed bond fund. The fund aims to outperform the Bank of America Merrill Lynch EMU Government Bond > 5 Year Index. The assets of this fund are primarily invested in Eurozone government bonds and other fixed interest securities. For non-government bonds the fund invests only in high quality issues. The Fund takes active positions in order to enhance the return using tactical and fundamental models. Areas of added value include: Duration management, Country selection, Non-government bond allocation and Inflation-Linked bond investments.

Warning: If you invest in this product you may lose some or all of the money you invest.

BOND COUNTRY DISTRIBUTION



BOND PORTFOLIO CREDIT QUALITY



BOND SECTOR DISTRIBUTION

SECTOR	% of FUND
Sovereign	92.9%
Government	5.5%
Energy	1.6%

The assets in this fund may be used for the purposes of securities lending in order to earn an additional return for the fund. While securities lending increases the level of risk within the fund it also provides an opportunity to increase the investment return.

This fund is provided by Irish Life Assurance plc and is managed by Irish Life Investment Managers Limited.

Warning: This fund may be affected by changes in currency exchange rates.

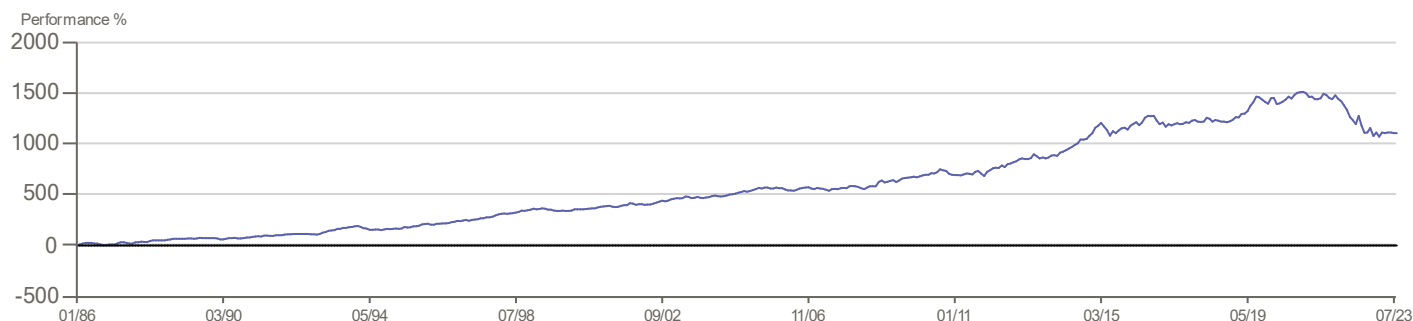
CALENDAR YEAR RETURN

	2017	2018	2019	2020	2021	2022	YTD
Fund	0.75%	1.42%	11.82%	7.83%	-4.29%	-23.84%	2.57%
Benchmark	0.32%	1.61%	10.40%	7.37%	-4.71%	-24.38%	2.85%

PERFORMANCE AS AT 31/08/2023

	1 Month	3 Month	1 Year	3 Year p.a.	5 Year p.a.	10 Year p.a.	Since Launch p.a.
Fund	0.13%	-0.53%	-5.60%	-7.94%	-1.76%	2.33%	6.83%
Benchmark	0.29%	-0.24%	-4.93%	-8.36%	-2.25%	1.68%	0.00%

CUMULATIVE PERFORMANCE



Fund returns are quoted before taxes and before standard annual management charge. The Bid/Offer spread is 1.50%.
 Launch Date (for the series used in the above performance illustration) = 31 Dec 1985; YTD = year to date; p.a. = per annum
 Source: Irish Life Investment Managers

Benchmark: The standard against which the performance of the fund is measured. It typically includes market indices or weighted combinations of these as appropriate.

Warning: Past performance is not a reliable guide to future performance.

Warning: The value of your investment may go down as well as up.

Irish Life Investment Managers are recognised internationally for their expertise, innovation and track record:
 -INVESTMENT MANAGER OF THE YEAR Irish Pensions Awards 2022
 -RISK MANAGEMENT PROVIDER OF THE YEAR Irish Pensions Awards 2021
 -EXCELLENCE IN DC AWARDS Irish Pensions Awards 2020
 -PASSIVE MANAGER OF THE YEAR European Pensions Awards 2018

To find out more about our fund range and to view the latest market and fund manager updates please visit:
<http://www.irishlife.ie>

Irish Life Investment Managers Limited is regulated by the Central Bank of Ireland.
 Irish Life Assurance plc, trading as Irish Life, is regulated by the Central Bank of Ireland.
 PF1-GROSS-0823

