




Indexed Emerging Market Debt Fund

Information is correct at 31 August 2023

FUND FACTS

	Objective	To perform in line with the JP Morgan ESG GBI-EM Index
	Investment Style	Indexed
	Asset Mix	Bonds

RISK LEVEL

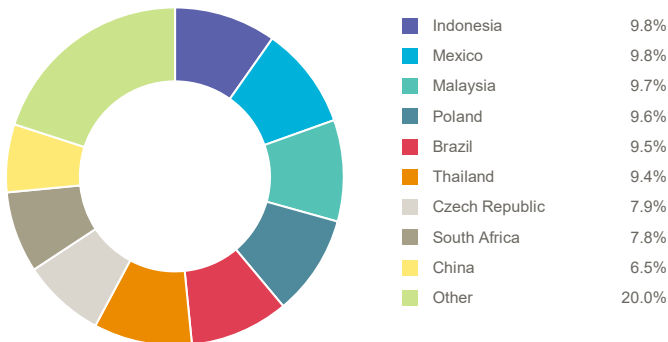
1	2	3	4	5	6	7
LOW RISK		MEDIUM RISK		HIGH RISK		

FUND DESCRIPTION

The Indexed Emerging Market Debt Fund is a passively managed fund that invests in Emerging Market Government Debt. The fund aims to perform in line with the JP Morgan Government Bond Index Emerging Markets (ESG GBI-EM) Global Diversified Index. The index is a market cap weighted index and has a 10% maximum weighting cap on each Emerging Market member country following monthly index rebalances thus limiting exposure to any one country. The fund invests in local currency denominated Emerging Market Government debt with a term to maturity of greater than 1 year.

Warning: If you invest in this product you may lose some or all of the money you invest.

BOND COUNTRY DISTRIBUTION



BOND PORTFOLIO CREDIT QUALITY

RATING	% of FUND
AA3	7.9%
A1	2.9%
A2	6.7%
A3	13.2%
BBB1	40.8%
BBB2	6.2%
BBB3	8.2%
BB1	6.8%
BB3	6.2%
Other	1.1%

BOND FUND CHARACTERISTICS

	BENCHMARK	PORTFOLIO
No. of Countries	20	20
No. of Bonds	349	322
Modified Duration	4.95	4.94
Yield %	6.77	6.76

The assets in this fund may be used for the purposes of securities lending in order to earn an additional return for the fund. While securities lending increases the level of risk within the fund it also provides an opportunity to increase the investment return.

This fund is provided by Irish Life Assurance plc and is managed by Irish Life Investment Managers Limited.

Warning: This fund may be affected by changes in currency exchange rates.

CALENDAR YEAR RETURN

	2017	2018	2019	2020	2021	2022	YTD
Fund	0.57%	-1.97%	14.98%	-6.16%	-2.17%	-3.36%	7.03%
Benchmark	1.20%	-1.48%	15.56%	-5.79%	-1.82%	-5.90%	6.12%

PERFORMANCE AS AT 31/08/2023

	1 Month	3 Month	1 Year	3 Year p.a.	5 Year p.a.	10 Year p.a.	Since Launch p.a.
Fund	-1.17%	1.72%	4.66%	2.00%	3.03%	1.89%	0.97%
Benchmark	-1.15%	1.54%	3.15%	0.97%	2.62%	1.89%	1.22%

CUMULATIVE PERFORMANCE



Fund returns are quoted before taxes and before standard annual management charge. There is no Bid/Offer spread.

Launch Date (for the series used in the above performance illustration) = 09 May 2012; YTD = year to date; p.a. = per annum

Source: Irish Life Investment Managers

Benchmark: The standard against which the performance of the fund is measured. It typically includes market indices or weighted combinations of these as appropriate.

Warning: Past performance is not a reliable guide to future performance.

Warning: The value of your investment may go down as well as up.

Irish Life Investment Managers are recognised internationally for their expertise, innovation and track record:

- INVESTMENT MANAGER OF THE YEAR Irish Pensions Awards 2022
- RISK MANAGEMENT PROVIDER OF THE YEAR Irish Pensions Awards 2021
- EXCELLENCE IN DC AWARDS Irish Pensions Awards 2020
- PASSIVE MANAGER OF THE YEAR European Pensions Awards 2018

To find out more about our fund range and to view the latest market and fund manager updates please visit:
<http://www.irishlife.ie>

Irish Life Investment Managers Limited is regulated by the Central Bank of Ireland.
Irish Life Assurance plc, trading as Irish Life, is regulated by the Central Bank of Ireland.
SEM4-GROSS-0823

