




# Indexed Eurozone >10 Yr Bond Fund

Information is correct at 31 August 2023

## FUND FACTS

	<b>Objective</b>	To track the Bank of America Merrill Lynch EMU Government Bond > 10 Year Index
	<b>Investment Style</b>	Indexed
	<b>Asset Mix</b>	Bonds

## RISK LEVEL

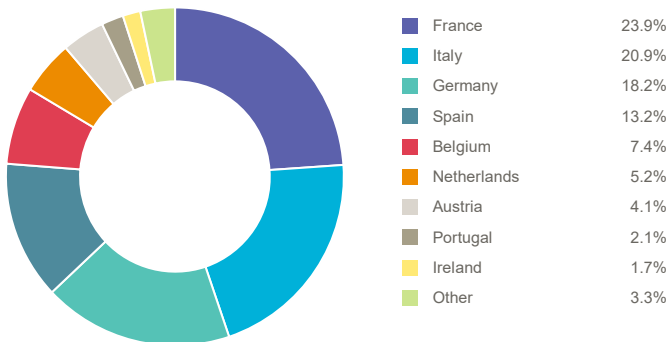
1	2	3	4	5	6	7
LOW RISK		MEDIUM RISK		HIGH RISK		

## FUND DESCRIPTION

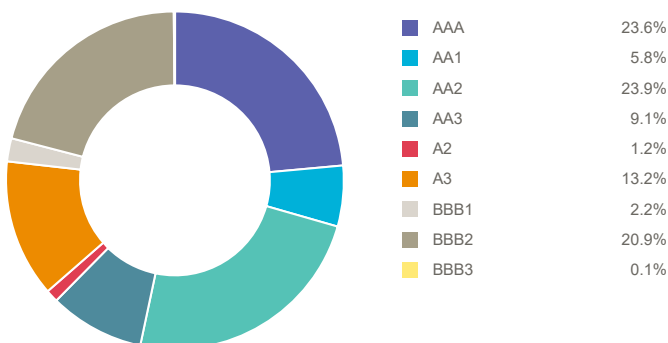
This is a passively managed fund that invests in long dated Eurozone Government Bonds. The fund aims to perform in line with the Bank of America Merrill Lynch EMU Government Bond > 10 Year Index. Government bonds rise and fall in value so this fund can rise and fall in value.

**Warning: If you invest in this product you may lose some or all of the money you invest.**

## BOND COUNTRY DISTRIBUTION



## BOND PORTFOLIO CREDIT QUALITY



## BOND FUND CHARACTERISTICS

	BENCHMARK	PORTFOLIO
No. of Bonds	164	161
No. of Countries	17	17
Modified Duration	14.45	14.41
Coupon %	2.47	2.43
Yield %	3.43	3.44

The assets in this fund may be used for the purposes of securities lending in order to earn an additional return for the fund. While securities lending increases the level of risk within the fund it also provides an opportunity to increase the investment return.

This fund is provided by Irish Life Assurance plc and is managed by Irish Life Investment Managers Limited.

## CALENDAR YEAR RETURN

	2017	2018	2019	2020	2021	2022	YTD
Fund	-0.41%	2.44%	15.53%	11.05%	-6.95%	-31.73%	2.58%
Benchmark	-0.39%	2.44%	15.53%	11.05%	-6.93%	-31.76%	2.59%

## PERFORMANCE AS AT 31/08/2023

	1 Month	3 Month	1 Year	3 Year p.a.	5 Year p.a.	10 Year p.a.	Since Launch p.a.
Fund	0.15%	-0.43%	-7.69%	-11.69%	-3.18%	2.07%	3.15%
Benchmark	0.11%	-0.43%	-7.65%	-11.69%	-3.18%	2.11%	3.15%

## CUMULATIVE PERFORMANCE



Fund returns are quoted before taxes and before standard annual management charge. There is no Bid/Offer spread.

Launch Date (for the series used in the above performance illustration) = 06 May 2005; YTD = year to date; p.a. = per annum

Source: Irish Life Investment Managers

Benchmark: The standard against which the performance of the fund is measured. It typically includes market indices or weighted combinations of these as appropriate.

**Warning: Past performance is not a reliable guide to future performance.**

**Warning: The value of your investment may go down as well as up.**

Irish Life Investment Managers are recognised internationally for their expertise, innovation and track record:  
 -INVESTMENT MANAGER OF THE YEAR Irish Pensions Awards 2022  
 -RISK MANAGEMENT PROVIDER OF THE YEAR Irish Pensions Awards 2021  
 -EXCELLENCE IN DC AWARDS Irish Pensions Awards 2020  
 -PASSIVE MANAGER OF THE YEAR European Pensions Awards 2018

To find out more about our fund range and to view the latest market and fund manager updates please visit:  
<http://www.irishlife.ie>

Irish Life Investment Managers Limited is regulated by the Central Bank of Ireland.  
 Irish Life Assurance plc, trading as Irish Life, is regulated by the Central Bank of Ireland.  
 PLX-GROSS-0823

