




# Annuity Objective Fund

Information is correct at 31 August 2022

## FUND FACTS

	<b>Objective</b>	To track long term annuity price movements. This is not guaranteed.
	<b>Investment Style</b>	Indexed
	<b>Asset Mix</b>	Bonds

## RISK LEVEL

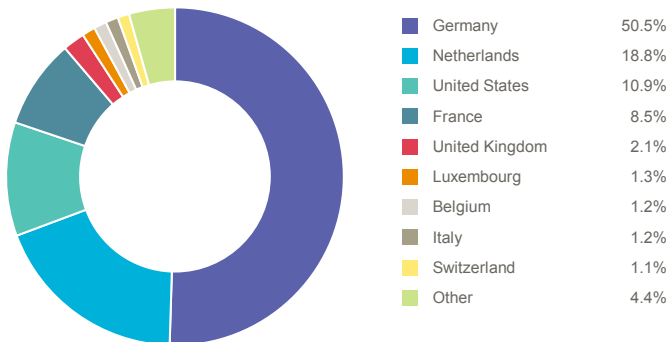
1	2	3	4	5	6	7
LOW RISK		MEDIUM RISK		HIGH RISK		

## FUND DESCRIPTION

This fund invests in a blend of indexed bonds, including government and corporates, trying to match the movement in annuity prices. The bond mix is reviewed periodically and can be updated if a mix that better matches annuity prices can be achieved. This fund aims to broadly follow the long-term changes in annuity prices due to interest rates which are just one of the main factors that determine annuity prices. However, there could be times when the fund will not track annuity prices closely and the fund is not guaranteed to track annuities prices.

**Warning: If you invest in this product you may lose some or all of the money you invest.**

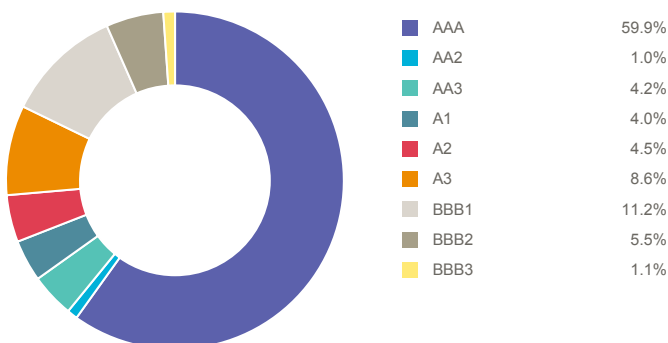
## BOND COUNTRY DISTRIBUTION



## BONDS BY FUND

FUND NAME	%
Indexed AAA > 15 Yr Eurozone Govt Bond Fund	59.6%
Indexed > 10 Yr Euro Large Corp Bond Fund	40.4%

## BOND PORTFOLIO CREDIT QUALITY



## BOND FUND CHARACTERISTICS

	BENCHMARK	PORTFOLIO
No. of Bonds	357	375
No. of Countries	25	25
Modified Duration	15.55	15.52
Coupon %	1.83	1.79
Yield %	2.51	2.50

The assets in this fund may be used for the purposes of securities lending in order to earn an additional return for the fund. While securities lending increases the level of risk within the fund it also provides an opportunity to increase the investment return.

This fund is provided by Irish Life Assurance plc and is managed by Irish Life Investment Managers Limited.

## CALENDAR YEAR RETURN

	2016	2017	2018	2019	2020	2021	YTD
Fund	9.28%	-0.58%	4.24%	12.44%	9.31%	-5.15%	-25.14%
Benchmark	9.28%	-0.57%	4.17%	12.29%	9.20%	-5.18%	-25.27%

## PERFORMANCE AS AT 31/08/2022

	1 Month	3 Month	1 Year	3 Year p.a.	5 Year p.a.	Since Launch p.a.	10 Year p.a.
Fund	-9.57%	-5.53%	-26.80%	-10.33%	-1.90%	2.64%	2.68%
Benchmark	-9.84%	-5.53%	-26.94%	-10.43%	-1.99%	2.60%	2.64%

## CUMULATIVE PERFORMANCE



Fund returns are quoted before taxes and before standard annual management charge. There is no Bid/Offer spread.

Launch Date (for the series used in the above performance illustration) = 30 Aug 2012; YTD = year to date; p.a. = per annum

Source: Irish Life Investment Managers

Benchmark: The standard against which the performance of the fund is measured. It typically includes market indices or weighted combinations of these as appropriate.

**Warning: Past performance is not a reliable guide to future performance.**

**Warning: The value of your investment may go down as well as up.**

Irish Life Investment Managers are recognised internationally for their expertise, innovation and track record:  
 -RISK MANAGEMENT PROVIDER OF THE YEAR Irish Pensions Awards 2021  
 -INVESTMENT MANAGER OF THE YEAR Irish Pensions Awards 2020  
 -EXCELLENCE IN DC AWARDS Irish Pensions Awards 2020  
 -PASSIVE MANAGER OF THE YEAR European Pensions Awards 2018

Irish Life Investment Managers Limited is regulated by the Central Bank of Ireland.  
 Irish Life Assurance p.l.c. is regulated by the Central Bank of Ireland.  
 AFO-GROSS-0822

To find out more about our fund range and to view the latest market and fund manager updates please visit:  
<http://www.irishlife.ie>