

# Climate Focused Fund

Information is correct at 31 December 2022

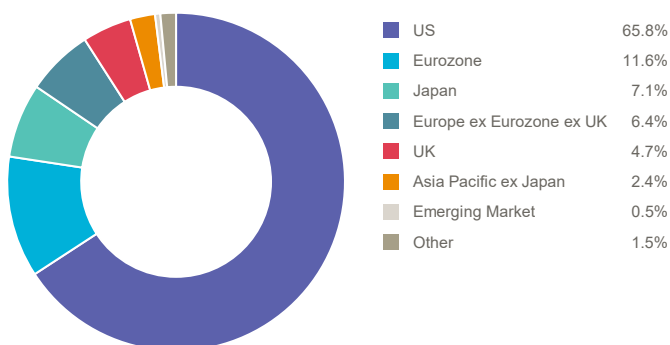
## FUND FACTS

	<b>Objective</b>	To perform in line with Solactive IILIM Climate Focused Developed Equity Index
	<b>Sustainability</b>	Promotes environmental and social characteristics alongside other factors (Article 8 under the Sustainable Finance Disclosure Regulation)
	<b>Investment Style</b>	Indexed
	<b>Asset Mix</b>	Equities

## RISK LEVEL

1	2	3	4	5	6	7
LOW RISK		MEDIUM RISK		HIGH RISK		

## SHARE REGIONAL DISTRIBUTION



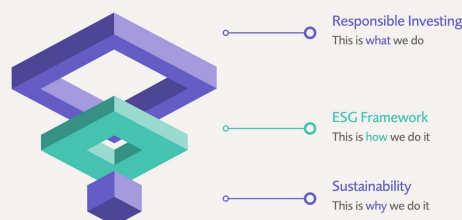
## FUND DESCRIPTION

The Climate Focused Fund aims to deliver broad equity market exposures and market returns with increased sustainable characteristics. We do this by embedding climate risk in the investment process through minimising fossil fuel exposure and increasing investment in the green economy. The fund also excludes issuers with controversial behaviour: UN Global compact violators and companies undergoing high levels of controversy. It also aims to exclude issuers with significant involvement in controversial products and activities which include Tobacco and Controversial Weapons.

**Warning: If you invest in this product you may lose some or all of the money you invest.**

## RESPONSIBLE INVESTING

Our approach is making the difference today to deliver a better, more sustainable tomorrow.



For more information about our approach to Responsible Investment, please refer to:

<https://www.iilim.com/responsible-investing/>

## SHARE SECTOR DISTRIBUTION

SECTOR	% of FUND
Information Technology	24.5%
Health Care	16.4%
Consumer Discretionary	14.4%
Financials	14.3%
Industrials	8.8%
Communication Services	6.6%
Consumer Staples	6.4%
Real Estate	3.8%
Materials	3.0%
Other	1.8%

## TOP TEN SHARE HOLDINGS

STOCK NAME	% of FUND
APPLE INC	4.6%
MICROSOFT CORP	4.0%
ALPHABET INC	2.5%
AMAZON.COM INC	1.9%
UNITEDHEALTH GROUP INC	1.4%
JOHNSON & JOHNSON	1.3%
NVIDIA CORP	1.1%
VISA INC	1.1%
MASTERCARD INC	1.0%
PROCTER & GAMBLE CO (THE)	1.0%

The assets in this fund may be used for the purposes of securities lending in order to earn an additional return for the fund. While securities lending increases the level of risk within the fund it also provides an opportunity to increase the investment return.

This fund is provided by Irish Life Assurance plc and is managed by Irish Life Investment Managers Limited.

**Warning: This fund may be affected by changes in currency exchange rates.**

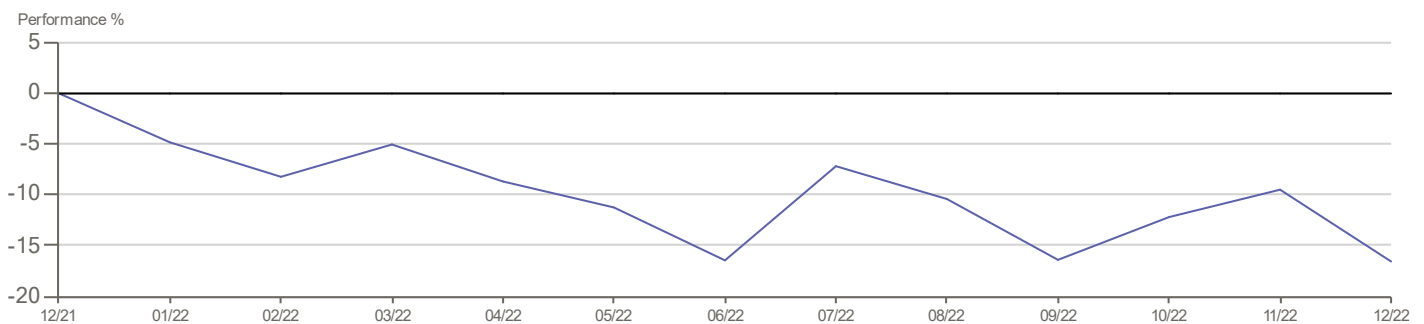
## CALENDAR YEAR RETURN

	YTD
Fund	-17.14%
Benchmark	-17.31%

## PERFORMANCE AS AT 31/12/2022

	1 Month	3 Month	Since Launch	1 Year
Fund	-7.82%	-0.20%	-16.56%	-17.14%
Benchmark	-7.82%	-0.22%	-16.74%	-17.31%

## CUMULATIVE PERFORMANCE



Fund returns are quoted before taxes and before standard annual management charge. There is no Bid/Offer spread.

Launch Date (for the series used in the above performance illustration) = 15 Dec 2021; YTD = year to date; p.a. = per annum

Source: Irish Life Investment Managers

Benchmark: The standard against which the performance of the fund is measured. It typically includes market indices or weighted combinations of these as appropriate.

**Warning: Past performance is not a reliable guide to future performance.**

**Warning: The value of your investment may go down as well as up.**

*Solactive AG ("Solactive") is the licensor of the Index. Funds that are based on the Index are not sponsored, endorsed, promoted or sold by Solactive in any way and Solactive makes no express or implied representation, guarantee or assurance with regard to: (a) the advisability in investing in the Fund or in any financial instruments; (b) the quality, accuracy and/or completeness of the Index; and/or (c) the results obtained or to be obtained by any person or entity from the use of the Index. Solactive reserves the right to change the methods of calculation or publication with respect to the Index. Solactive shall not be liable for any damages suffered incurred as a result of the use (or inability to use) of the Index.*

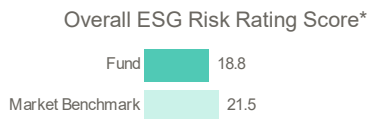
# RESPONSIBLE INVESTING KEY CHARACTERISTICS

## RESPONSIBLE INVESTMENT APPROACH

The strategy excludes companies which demonstrate harmful corporate behaviour or produce products which harm when used as intended or where the production causes significant harm to the environment. The strategy explicitly excludes companies directly involved in the fossil fuel industry and the fossil fuel value chain while also increasing allocation to green revenues and companies involved in the transition the low carbon economy. The strategy selects securities using Sustainability criteria (alongside other factors) in order to exclude or reduce exposure to companies with poorer sustainability characteristics and increase exposure to companies with better sustainability characteristics.

## OVERALL ESG RISK RATING

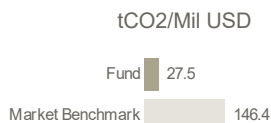
The Environmental, Social & Governance (ESG) Risk Rating measures the degree to which a company's economic value is at risk due to not considering ESG factors using a calculation of the company's unmanaged ESG risks.



\*A lower score indicates a lower level of unmanaged ESG risk and potential risk to the economic value.

## CARBON INTENSITY

Carbon intensity is a metric used to compare company emissions across industries. The absolute emissions is divided by total earnings with the figure expressed in tonnes of carbon dioxide equivalent per million USD of total earnings.




Note: ESG risk scores and carbon metrics are currently calculated for Shares and Corporate Bonds only.

## ENVIRONMENTAL, SOCIAL & GOVERNANCE RISK SCORE

RISK SCORE*	FUND	MARKET BENCHMARK
Overall	18.8	21.5
Environmental	2.8	4.7
Social	8.8	9.4
Governance	7.1	7.4

## FOSSIL FUEL

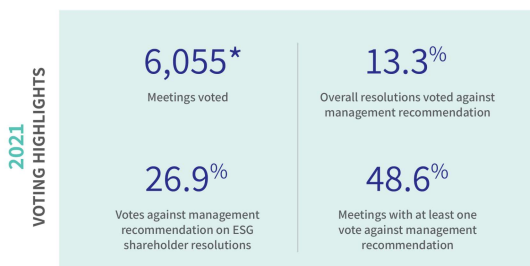
Fossil Fuel Involvement measures the percentage of earnings that companies get from thermal coal extraction, coal-based power generation, oil and gas production, oil and gas based power generation, and oil and gas related products and services.



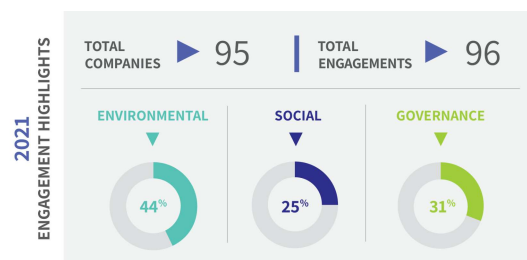
## ACTIVE OWNERSHIP

We recognise and adhere to the principle of active ownership and exercise the right to vote on issues submitted for shareholder vote.

Our active engagement policy promotes constructive engagement with investee companies to promote strong corporate governance and effect positive change relating to identified environmental, social and governance issues



\*out of 6,637 (91.2%)



More information on our Voting and Engagement policy and activity is available here <https://www.ilim.com/responsible-investing/active-ownership/>

Information is correct as at 31 December 2022

Copyright © (2022) Sustainalytics. All rights reserved. This fact sheet contains information developed by Sustainalytics. Such information and data are proprietary of Sustainalytics and/or its third-party suppliers (Third Party Data) and are provided for informational purposes only. They do not constitute an endorsement of any product or project, nor an investment advice and are not warranted to be complete, timely, accurate or suitable for a particular purpose. Their use is subject to conditions available at <https://www.sustainalytics.com/legal-disclaimers>.

Irish Life Investment Managers are recognised internationally for their expertise, innovation and track record:

- INVESTMENT MANAGER OF THE YEAR Irish Pensions Awards 2022
- RISK MANAGEMENT PROVIDER OF THE YEAR Irish Pensions Awards 2021
- EXCELLENCE IN DC AWARDS Irish Pensions Awards 2020
- PASSIVE MANAGER OF THE YEAR European Pensions Awards 2018

To find out more about our fund range and to view the latest market and fund manager updates please visit: <http://www.irishlife.ie>

Irish Life Investment Managers Limited is regulated by the Central Bank of Ireland.  
Irish Life Assurance p.l.c. is regulated by the Central Bank of Ireland.  
CLMF-GROSS-1222