




# Indexed UK Equity Fund

Information is correct at 31 December 2022

## FUND FACTS

	<b>Objective</b>	To perform in line with the MSCI UK Equity Index
	<b>Investment Style</b>	Indexed
	<b>Asset Mix</b>	Equities

## RISK LEVEL

1	2	3	4	5	6	7
LOW RISK		MEDIUM RISK		HIGH RISK		

## SHARE SECTOR DISTRIBUTION

SECTOR	% of FUND
Financials	17.3%
Consumer Staples	15.9%
Energy	14.3%
Health Care	13.5%
Materials	10.3%
Consumer Discretionary	10.2%
Industrials	9.7%
Utilities	3.8%
Communication Services	3.0%
Other	2.0%

## TOP TEN SHARE HOLDINGS

STOCK NAME	% of FUND
ASTRAZENECA PLC	9.6%
SHELL PLC	9.3%
UNILEVER PLC	5.9%
HSBC HOLDINGS PLC	5.7%
BP PLC	4.9%
DIAGEO PLC	4.6%
BRITISH AMERICAN TOBACCO PLC	3.9%
RIO TINTO PLC	3.6%
GSK PLC	3.3%
GLENCORE PLC	3.0%

The assets in this fund may be used for the purposes of securities lending in order to earn an additional return for the fund. While securities lending increases the level of risk within the fund it also provides an opportunity to increase the investment return. Non euro currency exposures may be fully or partly hedged back to euro to reduce foreign currency risk.

## FUND DESCRIPTION

This is a passively managed equity fund that aims to achieve ongoing returns which are consistent with those of the UK equity market index. We achieve this by investing in the same equity (stocks) as those within the index and in the same weightings as the index. This removes the risk of poor stock choice and under performance relative to the benchmark index. It is suitable for investors who accept the ups and downs that come with investing completely in regional equities in order to improve long term potential returns.

**Warning: If you invest in this product you may lose some or all of the money you invest.**

This fund is provided by Irish Life Assurance plc and is managed by Irish Life Investment Managers Limited.

**Warning: This fund may be affected by changes in currency exchange rates.**

## CALENDAR YEAR RETURN

	2017	2018	2019	2020	2021	YTD
Fund	7.55%	-10.24%	25.03%	-16.37%	25.98%	1.26%
Benchmark	7.48%	-10.24%	25.10%	-16.43%	23.48%	1.40%

## PERFORMANCE AS AT 31/12/2022

	1 Month	3 Month	1 Year	3 Year p.a.	5 Year p.a.	10 Year p.a.	Since Launch p.a.
Fund	-3.91%	7.37%	1.26%	2.18%	3.66%	5.58%	2.69%
Benchmark	-3.90%	7.38%	1.40%	2.23%	3.71%	5.61%	2.65%

## CUMULATIVE PERFORMANCE



Fund returns are quoted before taxes and before standard annual management charge. There is no Bid/Offer spread.

Launch Date (for the series used in the above performance illustration) = 31 Oct 2000; YTD = year to date; p.a. = per annum

Source: Irish Life Investment Managers

Benchmark: The standard against which the performance of the fund is measured. It typically includes market indices or weighted combinations of these as appropriate.

**Warning: Past performance is not a reliable guide to future performance.**

**Warning: The value of your investment may go down as well as up.**

*The MSCI information may only be used for your internal use, may not be reproduced or disseminated in any form and may not be used as a basis for or a component of any financial instruments or products or indices. None of the MSCI information is intended to constitute investment advice or a recommendation to make (or refrain from making) any kind of investment decision and may not be relied on as such. Historical data and analysis should not be taken as an indication or guarantee of any future performance analysis, forecast or prediction. The MSCI information is provided on an "as is" basis and the user of this information assumes the entire risk of any use made of this information. MSCI, each of its affiliates and each other person involved in or related to compiling, computing or creating any MSCI information (collectively, the "MSCI Parties") expressly disclaims all warranties (including, without limitation, any warranties of originality, accuracy, completeness, timeliness, non-infringement, merchantability and fitness for a particular purpose) with respect to this information. Without limiting any of the foregoing, in no event shall any MSCI Party have any liability for any direct, indirect, special, incidental, punitive, consequential (including, without limitation, lost profits) or any other damages.*

Irish Life Investment Managers are recognised internationally for their expertise, innovation and track record:  
**-INVESTMENT MANAGER OF THE YEAR** Irish Pensions Awards 2022  
**-RISK MANAGEMENT PROVIDER OF THE YEAR** Irish Pensions Awards 2021  
**-EXCELLENCE IN DC AWARDS** Irish Pensions Awards 2020  
**-PASSIVE MANAGER OF THE YEAR** European Pensions Awards 2018

To find out more about our fund range and to view the latest market and fund manager updates please visit:  
<http://www.irishlife.ie>

Irish Life Investment Managers Limited is regulated by the Central Bank of Ireland.  
 Irish Life Assurance p.l.c. is regulated by the Central Bank of Ireland.  
 UK2-GROSS-1222

