





Socially Responsible Global Equities

Information is correct at 31 August 2022

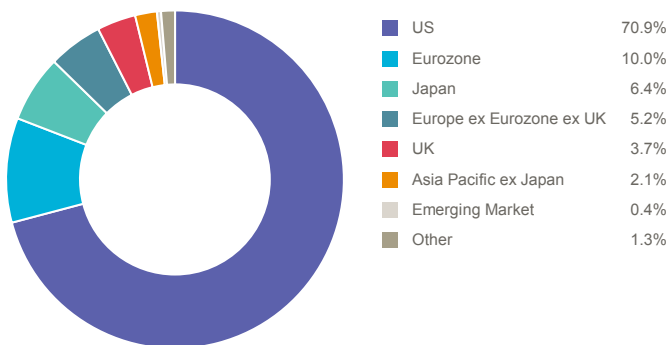
FUND FACTS

	Objective	To perform in line with the MSCI World ESG Screened ex Select Conventional Weapons Index
	Sustainability	Promotes environmental and social characteristics alongside other factors (Article 8 under the Sustainable Finance Disclosure Regulation)
	Investment Style	Indexed
	Asset Mix	Equities

RISK LEVEL

1	2	3	4	5	6	7
LOW RISK		MEDIUM RISK		HIGH RISK		

SHARE REGIONAL DISTRIBUTION



FUND DESCRIPTION

The fund follows the MSCI World ESG Screened ex Select Conventional Weapons Index. This index is designed to screen out controversial business areas while maintaining a risk profile similar to traditional global equity benchmarks. It is comprised of global companies screened for exposure to thermal coal, weapons, tobacco and other controversial industries. These companies are excluded based on specific environmental, social and governance (ESG) criteria.

Warning: If you invest in this product you may lose some or all of the money you invest.

RESPONSIBLE INVESTING

Our approach is making the difference today to deliver a better, more sustainable tomorrow.



For more information about our approach to Responsible Investment, please refer to:

<https://www.ilim.com/responsible-investing/>

TOP TEN SHARE HOLDINGS

STOCK NAME	% of FUND
APPLE INC	5.5%
MICROSOFT CORP	4.0%
ALPHABET INC	2.7%
AMAZON.COM INC	2.5%
TESLA INC	1.6%
UNITEDHEALTH GROUP INC	1.1%
JOHNSON & JOHNSON	0.9%
NVIDIA CORP	0.8%
META PLATFORMS INC	0.8%
BERKSHIRE HATHAWAY INC	0.8%

SHARE SECTOR DISTRIBUTION

SECTOR	% of FUND
Information Technology	23.6%
Financials	14.6%
Health Care	14.0%
Consumer Discretionary	13.5%
Industrials	8.5%
Communication Services	7.7%
Consumer Staples	6.2%
Materials	4.0%
Real Estate	3.1%
Other	4.8%

The assets in this fund may be used for the purposes of securities lending in order to earn an additional return for the fund. While securities lending increases the level of risk within the fund it also provides an opportunity to increase the investment return.

This fund is provided by Irish Life Assurance plc and is managed by Irish Life Investment Managers Limited.

Warning: This fund may be affected by changes in currency exchange rates.

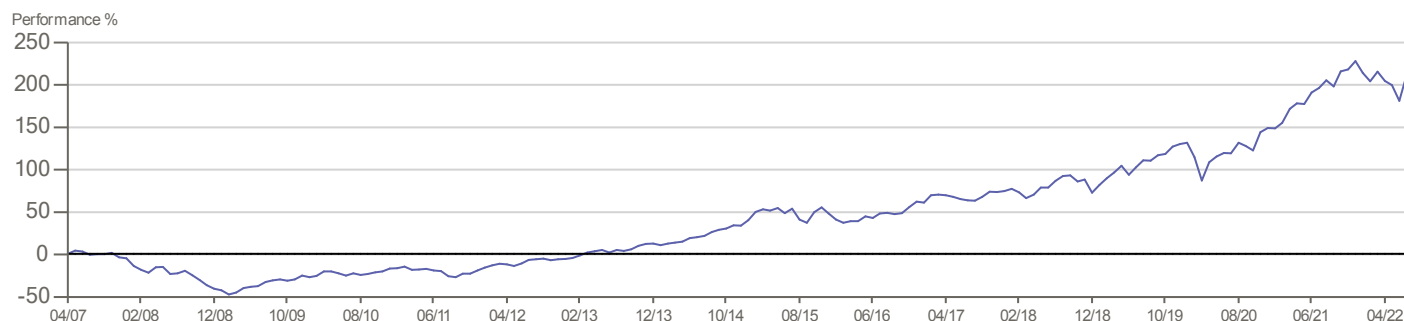
CALENDAR YEAR RETURN

	2016	2017	2018	2019	2020	2021	YTD
Fund	9.50%	7.60%	-1.03%	33.29%	8.23%	31.87%	-7.98%
Benchmark	9.94%	7.86%	-0.74%	33.50%	7.98%	31.57%	-8.14%

PERFORMANCE AS AT 31/08/2022

	1 Month	3 Month	1 Year	3 Year p.a.	5 Year p.a.	10 Year p.a.	Since Launch p.a.
Fund	-3.17%	0.76%	-1.18%	12.80%	13.10%	12.42%	7.46%
Benchmark	-3.17%	0.72%	-1.40%	12.55%	13.08%	12.56%	7.77%

CUMULATIVE PERFORMANCE



Fund returns are quoted before taxes and before standard annual management charge. There is no Bid/Offer spread.

Launch Date (for the series used in the above performance illustration) = 23 Apr 2007; YTD = year to date; p.a. = per annum

Source: Irish Life Investment Managers

Benchmark: The standard against which the performance of the fund is measured. It typically includes market indices or weighted combinations of these as appropriate.

Warning: Past performance is not a reliable guide to future performance.

Warning: The value of your investment may go down as well as up.

The MSCI information may only be used for your internal use, may not be reproduced or disseminated in any form and may not be used as a basis for or a component of any financial instruments or products or indices. None of the MSCI information is intended to constitute investment advice or a recommendation to make (or refrain from making) any kind of investment decision and may not be relied on as such. Historical data and analysis should not be taken as an indication or guarantee of any future performance analysis, forecast or prediction. The MSCI information is provided on an "as is" basis and the user of this information assumes the entire risk of any use made of this information. MSCI, each of its affiliates and each other person involved in or related to compiling, computing or creating any MSCI information (collectively, the "MSCI Parties") expressly disclaims all warranties (including, without limitation, any warranties of originality, accuracy, completeness, timeliness, non-infringement, merchantability and fitness for a particular purpose) with respect to this information. Without limiting any of the foregoing, in no event shall any MSCI Party have any liability for any direct, indirect, special, incidental, punitive, consequential (including, without limitation, lost profits) or any other damages.

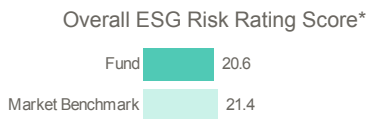
RESPONSIBLE INVESTING KEY CHARACTERISTICS

RESPONSIBLE INVESTMENT APPROACH

In order to meet the environmental and/or social characteristics promoted, the strategy aims, in so far as is possible, for full replication of the underlying constituents of the index in line with ILIM's approach to indexation.

OVERALL ESG RISK RATING

The Environmental, Social & Governance (ESG) Risk Rating measures the degree to which a company's economic value is at risk due to not considering ESG factors using a calculation of the company's unmanaged ESG risks.



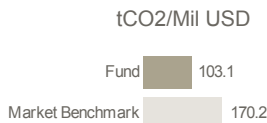
*A lower score indicates a lower level of unmanaged ESG risk and potential risk to the economic value.

ENVIRONMENTAL, SOCIAL & GOVERNANCE RISK SCORE

RISK SCORE*	FUND	MARKET BENCHMARK
Overall	20.6	21.4
Environmental	3.8	4.6
Social	9.4	9.5
Governance	7.4	7.4

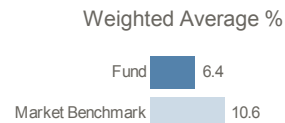
CARBON INTENSITY

Carbon intensity is a metric used to compare company emissions across industries. The absolute emissions is divided by total earnings with the figure expressed in tonnes of carbon dioxide equivalent per million USD of total earnings.



FOSSIL FUEL

Fossil Fuel Involvement measures the percentage of earnings that companies get from thermal coal extraction, coal-based power generation, oil and gas production, oil and gas based power generation, and oil and gas related products and services.

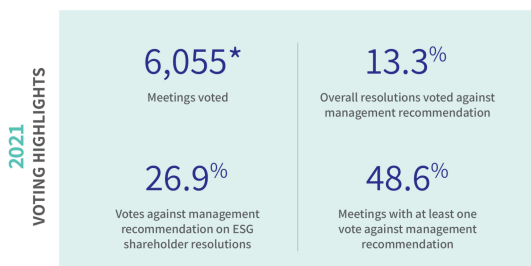


Note: ESG risk scores and carbon metrics are currently calculated for Shares and Corporate Bonds only.

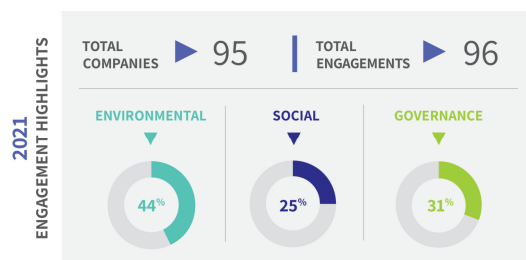
ACTIVE OWNERSHIP

We recognise and adhere to the principle of active ownership and exercise the right to vote on issues submitted for shareholder vote.

Our active engagement policy promotes constructive engagement with investee companies to promote strong corporate governance and effect positive change relating to identified environmental, social and governance issues



*out of 6,637 (91.2%)



More information on our Voting and Engagement policy and activity is available here <https://www.ilim.com/responsible-investing/active-ownership/>

Information is correct as at 31 August 2022

Copyright © (2021) Sustainalytics. All rights reserved. This fact sheet contains information developed by Sustainalytics. Such information and data are proprietary of Sustainalytics and/or its third-party suppliers (Third Party Data) and are provided for informational purposes only. They do not constitute an endorsement of any product or project, nor an investment advice and are not warranted to be complete, timely, accurate or suitable for a particular purpose. Their use is subject to conditions available at <https://www.sustainalytics.com/legal-disclaimers>.

Irish Life Investment Managers are recognised internationally for their expertise, innovation and track record:

- RISK MANAGEMENT PROVIDER OF THE YEAR Irish Pensions Awards 2021
- INVESTMENT MANAGER OF THE YEAR Irish Pensions Awards 2020
- EXCELLENCE IN DC AWARDS Irish Pensions Awards 2020
- PASSIVE MANAGER OF THE YEAR European Pensions Awards 2018

To find out more about our fund range and to view the latest market and fund manager updates please visit: <http://www.irishlife.ie>

Irish Life Investment Managers Limited is regulated by the Central Bank of Ireland.
Irish Life Assurance p.l.c. is regulated by the Central Bank of Ireland.
SRG-GROSS-0822