




Indexed European Equity Fund S1

Information is correct at 28 February 2023

FUND FACTS

	Objective	To perform in line with the MSCI European (ex UK) Index
	Investment Style	Indexed
	Asset Mix	Equities

RISK LEVEL

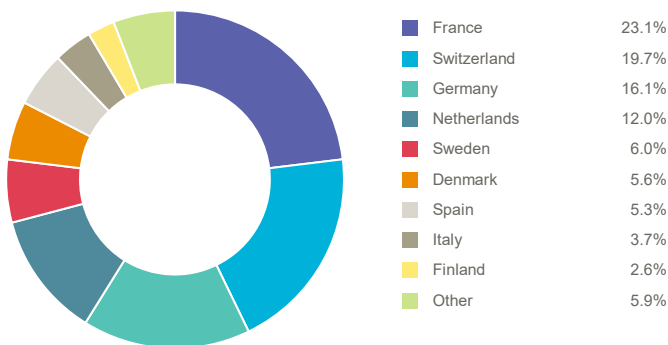
1	2	3	4	5	6	7
LOW RISK		MEDIUM RISK			HIGH RISK	

FUND DESCRIPTION

The Indexed European Equity Fund is a passively managed equity fund that aims to achieve European market equity returns on a consistent basis. We achieve this by investing in the same equity stocks as those of the index in the same weightings. This removes the risk of poor stock choice.

Warning: If you invest in this product you may lose some or all of the money you invest.

SHARE COUNTRY DISTRIBUTION



SHARE SECTOR DISTRIBUTION

SECTOR	% of FUND
Financials	18.1%
Consumer Discretionary	16.5%
Health Care	15.6%
Industrials	15.1%
Information Technology	9.7%
Materials	6.7%
Consumer Staples	5.4%
Energy	4.3%
Utilities	4.1%
Other	4.5%

TOP TEN SHARE HOLDINGS

STOCK NAME	% of FUND
NESTLE SA/AG	4.2%
ASML HOLDING NV	3.4%
LVMH MOET HENNESSY LOUIS VUITTON SE	3.1%
NOVO NORDISK A/S	3.0%
ROCHE HOLDING AG	2.9%
NOVARTIS AG	2.5%
TOTALENERGIES SE	2.1%
SAP SE	1.6%
SIEMENS AG	1.6%
SANOFI SA	1.4%

The assets in this fund may be used for the purposes of securities lending in order to earn an additional return for the fund. While securities lending increases the level of risk within the fund it also provides an opportunity to increase the investment return.

This fund is provided by Irish Life Assurance plc and is managed by Irish Life Investment Managers Limited.

Warning: This fund may be affected by changes in currency exchange rates.

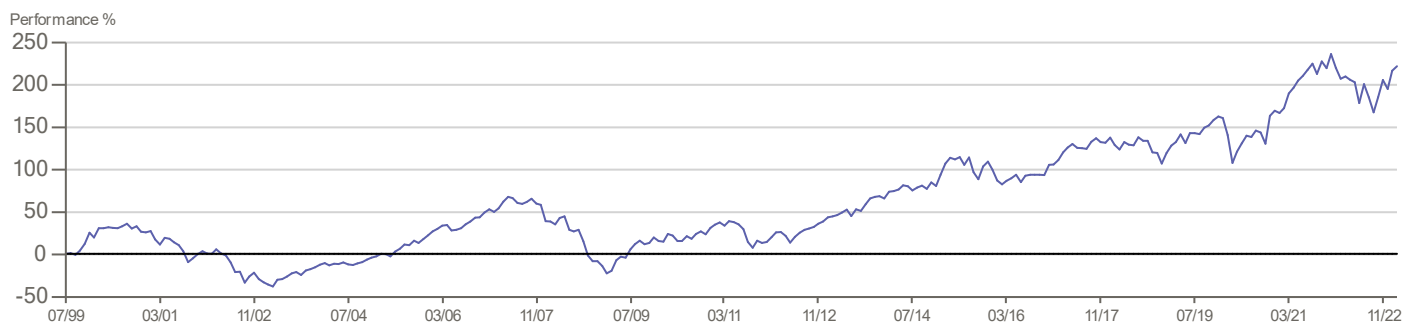
CALENDAR YEAR RETURN

	2017	2018	2019	2020	2021	2022	YTD
Fund	12.68%	-10.77%	27.15%	2.52%	24.84%	-12.22%	9.09%
Benchmark	13.01%	-10.45%	27.59%	2.83%	25.24%	-12.58%	9.07%

PERFORMANCE AS AT 28/02/2023

	1 Month	3 Month	1 Year	3 Year p.a.	5 Year p.a.	10 Year p.a.	Since Launch p.a.
Fund	1.66%	5.40%	4.87%	10.20%	7.07%	8.35%	5.06%
Benchmark	1.51%	5.37%	4.43%	10.21%	7.26%	8.59%	5.19%

CUMULATIVE PERFORMANCE



Fund returns are quoted before taxes and before standard annual management charge. There is no Bid/Offer spread.

Launch Date (for the series used in the above performance illustration) = 30 Jun 1999; YTD = year to date; p.a. = per annum

Source: Irish Life Investment Managers

Benchmark: The standard against which the performance of the fund is measured. It typically includes market indices or weighted combinations of these as appropriate.

Warning: Past performance is not a reliable guide to future performance.

Warning: The value of your investment may go down as well as up.

The MSCI information may only be used for your internal use, may not be reproduced or disseminated in any form and may not be used as a basis for or a component of any financial instruments or products or indices. None of the MSCI information is intended to constitute investment advice or a recommendation to make (or refrain from making) any kind of investment decision and may not be relied on as such. Historical data and analysis should not be taken as an indication or guarantee of any future performance analysis, forecast or prediction. The MSCI information is provided on an "as is" basis and the user of this information assumes the entire risk of any use made of this information. MSCI, each of its affiliates and each other person involved in or related to compiling, computing or creating any MSCI information (collectively, the "MSCI Parties") expressly disclaims all warranties (including, without limitation, any warranties of originality, accuracy, completeness, timeliness, non-infringement, merchantability and fitness for a particular purpose) with respect to this information. Without limiting any of the foregoing, in no event shall any MSCI Party have any liability for any direct, indirect, special, incidental, punitive, consequential (including, without limitation, lost profits) or any other damages.

Irish Life Investment Managers are recognised internationally for their expertise, innovation and track record:

- INVESTMENT MANAGER OF THE YEAR Irish Pensions Awards 2022
- RISK MANAGEMENT PROVIDER OF THE YEAR Irish Pensions Awards 2021
- EXCELLENCE IN DC AWARDS Irish Pensions Awards 2020
- PASSIVE MANAGER OF THE YEAR European Pensions Awards 2018

To find out more about our fund range and to view the latest market and fund manager updates please visit:
<http://www.irishlife.ie>

Irish Life Investment Managers Limited is regulated by the Central Bank of Ireland.
Irish Life Assurance p.l.c. is regulated by the Central Bank of Ireland.

IE1-GROSS-0223

