





# Rafi ESG Developed

Information is correct at 28 February 2023

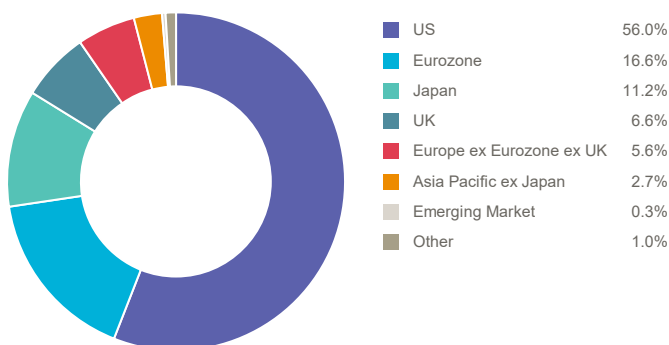
## FUND FACTS

	<b>Objective</b>	To perform in line with the RAFI ESG Developed World Index
	<b>Sustainability</b>	Promotes environmental and social characteristics alongside other factors (Article 8 under the Sustainable Finance Disclosure Regulation)
	<b>Investment Style</b>	Indexed
	<b>Asset Mix</b>	Equities

## RISK LEVEL

1	2	3	4	5	6	7
LOW RISK		MEDIUM RISK		HIGH RISK		

## SHARE REGIONAL DISTRIBUTION



## TOP TEN SHARE HOLDINGS

STOCK NAME	% of FUND
APPLE INC	2.7%
MICROSOFT CORP	2.7%
AT&T INC	1.8%
JP MORGAN CHASE & COMPANY	1.7%
JOHNSON & JOHNSON	1.6%
CISCO SYSTEMS INC	1.5%
CITIGROUP INC	1.4%
WELLS FARGO & COMPANY	1.4%
INTEL CORP	1.4%
VERIZON COMMUNICATIONS INC	1.3%

## FUND DESCRIPTION

This fund invests in global shares weighted alternatively to traditional market capitalisation indices. Fundamental indexation is the process by which shares are weighted by (a combination of) the economic fundamentals of their constituents, such as sales, earnings or book value rather than by market capitalisation. The fund also considers Environmental, Social and Governance (ESG) factors as well as financial discipline and corporate diversity. The fund tracks the RAFI ESG Fundamental Developed Index.

**Warning: If you invest in this product you may lose some or all of the money you invest.**

## SHARE SECTOR DISTRIBUTION

SECTOR	% of FUND
Financials	22.8%
Information Technology	18.4%
Health Care	16.8%
Consumer Discretionary	10.7%
Communication Services	9.0%
Consumer Staples	7.2%
Industrials	7.1%
Materials	6.3%
Real Estate	1.4%
Other	0.3%

The assets in this fund may be used for the purposes of securities lending in order to earn an additional return for the fund. While securities lending increases the level of risk within the fund it also provides an opportunity to increase the investment return. Non euro currency exposures may be fully or partly hedged back to euro to reduce foreign currency risk.

This fund is provided by Irish Life Assurance plc and is managed by Irish Life Investment Managers Limited.

**Warning: This fund may be affected by changes in currency exchange rates.**

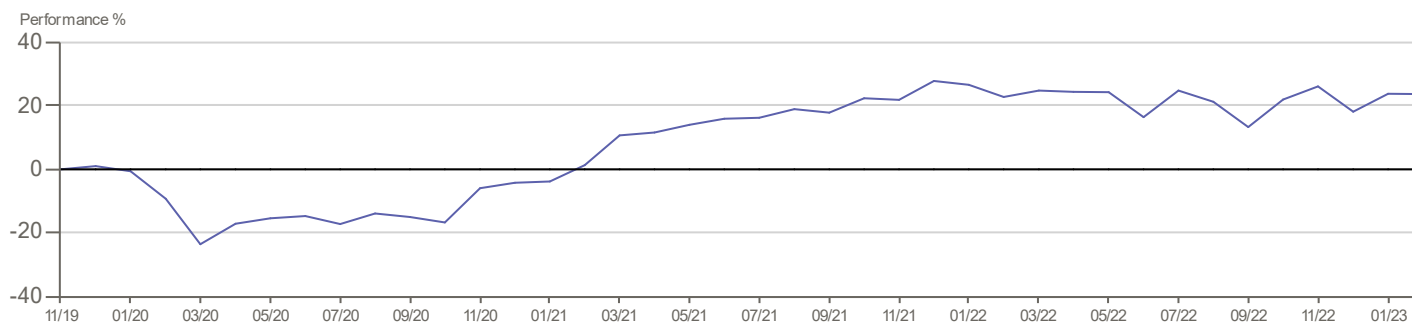
## CALENDAR YEAR RETURN

	2020	2021	2022	YTD
Fund	-5.17%	33.47%	-7.55%	4.66%
Benchmark	-5.38%	33.19%	-7.82%	4.60%

## PERFORMANCE AS AT 28/02/2023

	1 Month	3 Month	1 Year	3 Year p.a.	Since Launch p.a.
Fund	-0.06%	-1.92%	0.77%	10.89%	6.67%
Benchmark	-0.09%	-1.97%	0.47%	10.60%	6.47%

## CUMULATIVE PERFORMANCE



Fund returns are quoted before taxes and before standard annual management charge. There is no Bid/Offer spread.

Launch Date (for the series used in the above performance illustration) = 11 Nov 2019; YTD = year to date; p.a. = per annum

Source: Irish Life Investment Managers

Benchmark: The standard against which the performance of the fund is measured. It typically includes market indices or weighted combinations of these as appropriate.

**Warning: Past performance is not a reliable guide to future performance.**

**Warning: The value of your investment may go down as well as up.**

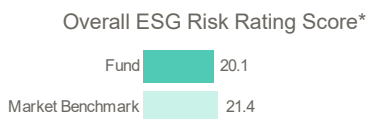
# RESPONSIBLE INVESTING KEY CHARACTERISTICS

## RESPONSIBLE INVESTMENT APPROACH

The fund follows the RAFI ESG Index. In order to meet the environmental and/or social characteristics promoted, the strategy aims, in so far as is possible, for full replication of the underlying constituents of the index in line with ILIM's approach to indexation.

## OVERALL ESG RISK RATING

The Environmental, Social & Governance (ESG) Risk Rating measures the degree to which a company's economic value is at risk due to not considering ESG factors using a calculation of the company's unmanaged ESG risks.



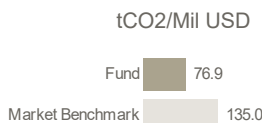
\*A lower score indicates a lower level of unmanaged ESG risk and potential risk to the economic value.

## ENVIRONMENTAL, SOCIAL & GOVERNANCE RISK SCORE

RISK SCORE*	FUND	MARKET BENCHMARK
Overall	20.1	21.4
Environmental	3.5	4.7
Social	9.2	9.3
Governance	7.4	7.4

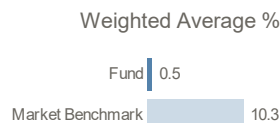
## CARBON INTENSITY

Carbon intensity is a metric used to compare company emissions across industries. The absolute emissions is divided by total earnings with the figure expressed in tonnes of carbon dioxide equivalent per million USD of total revenue.



## FOSSIL FUEL

Fossil Fuel Involvement measures the percentage of earnings that companies get from thermal coal extraction, coal-based power generation, oil and gas production, oil and gas based power generation, and oil and gas related products and services.

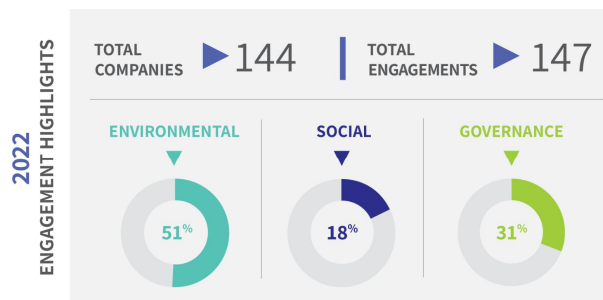
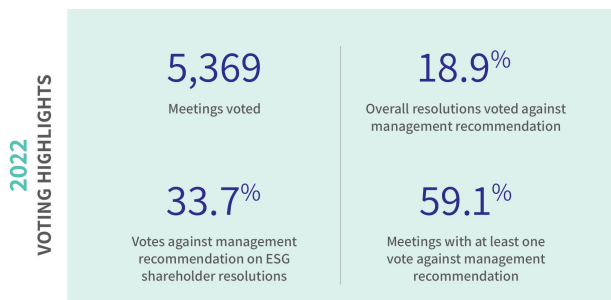


Note: ESG risk scores and carbon metrics are currently calculated for Shares and Corporate Bonds only.

## ACTIVE OWNERSHIP

We recognise and adhere to the principle of active ownership and exercise the right to vote on issues submitted for shareholder vote.

Our active engagement policy promotes constructive engagement with investee companies to promote strong corporate governance and effect positive change relating to identified environmental, social and governance issues.



More information on our Voting and Engagement policy and activity is available here <https://www.ilim.com/responsible-investing/active-ownership/>

Information is correct as at 28 February 2023

Copyright © (2022) Sustainalytics. All rights reserved. This fact sheet contains information developed by Sustainalytics. Such information and data are proprietary of Sustainalytics and/or its third-party suppliers (Third Party Data) and are provided for informational purposes only. They do not constitute an endorsement of any product or project, nor an investment advice and are not warranted to be complete, timely, accurate or suitable for a particular purpose. Their use is subject to conditions available at <https://www.sustainalytics.com/legal-disclaimers>.

Irish Life Investment Managers are recognised internationally for their expertise, innovation and track record:  
 -INVESTMENT MANAGER OF THE YEAR Irish Pensions Awards 2022  
 -RISK MANAGEMENT PROVIDER OF THE YEAR Irish Pensions Awards 2021  
 -EXCELLENCE IN DC AWARDS Irish Pensions Awards 2020  
 -PASSIVE MANAGER OF THE YEAR European Pensions Awards 2018

To find out more about our fund range and to view the latest market and fund manager updates please visit:  
<http://www.irishlife.ie>

Irish Life Investment Managers Limited is regulated by the Central Bank of Ireland.  
 Irish Life Assurance p.l.c. is regulated by the Central Bank of Ireland.  
 RAFESG-GROSS-0223