




Indexed Fundamental Equity Fund

Information is correct at 31 August 2023

FUND FACTS

	Objective	To perform in line with mandate benchmark
	Investment Style	Indexed
	Asset Mix	Equities

RISK LEVEL

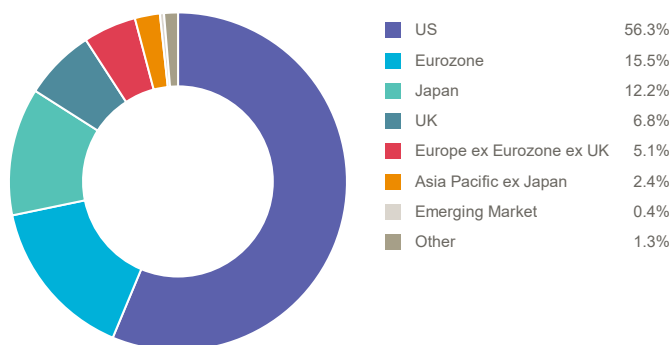
1	2	3	4	5	6	7
LOW RISK		MEDIUM RISK			HIGH RISK	

FUND DESCRIPTION

The Irish Life Indexed Fundamental Equity Fund is designed to match the performance of its mandate benchmark. Within this the constituents of the parent benchmark Index are used. The universes of companies are then ranked by the following four fundamental measures of company size: book value, cash flow, sales, and dividends. Subsequently, the percentage weight that each company represents to the total value of each fundamental measure is calculated.

Warning: If you invest in this product you may lose some or all of the money you invest.

SHARE REGIONAL DISTRIBUTION



TOP TEN SHARE HOLDINGS

STOCK NAME	% of FUND
APPLE INC	2.7%
ALPHABET INC	1.6%
MICROSOFT CORP	1.6%
BERKSHIRE HATHAWAY INC	1.4%
META PLATFORMS INC	1.3%
JP MORGAN CHASE & COMPANY	1.2%
SHELL PLC	1.2%
EXXON MOBIL CORP	1.1%
AMAZON.COM INC	0.9%
INTEL CORP	0.9%

SHARE SECTOR DISTRIBUTION

SECTOR	% of FUND
Financials	20.4%
Information Technology	12.8%
Consumer Discretionary	11.4%
Industrials	11.3%
Health Care	10.1%
Energy	7.8%
Communication Services	7.7%
Consumer Staples	6.8%
Materials	6.1%
Other	5.6%

The assets in this fund may be used for the purposes of securities lending in order to earn an additional return for the fund. While securities lending increases the level of risk within the fund it also provides an opportunity to increase the investment return.

This fund is provided by Irish Life Assurance plc and is managed by Irish Life Investment Managers Limited.

Warning: This fund may be affected by changes in currency exchange rates.

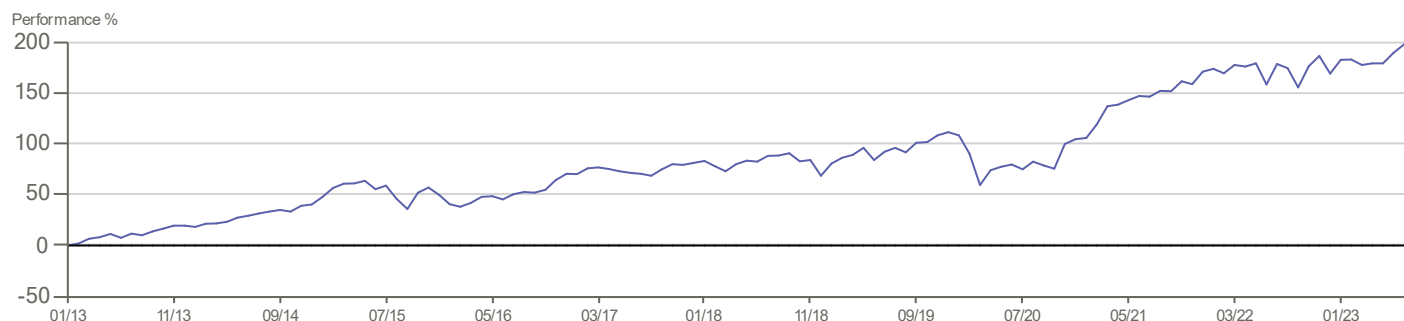
CALENDAR YEAR RETURN

	2017	2018	2019	2020	2021	2022	YTD
Fund	6.30%	-7.03%	25.39%	-3.30%	32.61%	-0.69%	9.36%
Benchmark	6.67%	-6.67%	25.84%	-3.04%	32.17%	-0.99%	9.12%

PERFORMANCE AS AT 31/08/2023

	1 Month	3 Month	1 Year	3 Year p.a.	5 Year p.a.	10 Year p.a.	Since Launch p.a.
Fund	-1.21%	5.47%	7.29%	17.27%	9.34%	10.34%	10.72%
Benchmark	-1.22%	5.41%	7.01%	16.98%	9.31%	10.53%	10.90%

CUMULATIVE PERFORMANCE



Fund returns are quoted before taxes and before standard annual management charge. There is no Bid/Offer spread.

Launch Date (for the series used in the above performance illustration) = 21 Jan 2013; YTD = year to date; p.a. = per annum

Source: Irish Life Investment Managers

Benchmark: The standard against which the performance of the fund is measured. It typically includes market indices or weighted combinations of these as appropriate.

Warning: Past performance is not a reliable guide to future performance.

Warning: The value of your investment may go down as well as up.

Irish Life Investment Managers are recognised internationally for their expertise, innovation and track record:

- INVESTMENT MANAGER OF THE YEAR Irish Pensions Awards 2022
- RISK MANAGEMENT PROVIDER OF THE YEAR Irish Pensions Awards 2021
- EXCELLENCE IN DC AWARDS Irish Pensions Awards 2020
- PASSIVE MANAGER OF THE YEAR European Pensions Awards 2018

To find out more about our fund range and to view the latest market and fund manager updates please visit:
<http://www.irishlife.ie>

Irish Life Investment Managers Limited is regulated by the Central Bank of Ireland.
Irish Life Assurance plc, trading as Irish Life, is regulated by the Central Bank of Ireland.
RA35-GROSS-0823

