




EMPOWER Cash Fund

Information is correct at 31 August 2023

FUND FACTS

	Objective	To achieve a reasonable rate of interest with a high degree of security.
	Investment Style	Active
	Size	2.5 billion

RISK LEVEL

1	2	3	4	5	6	7
LOW RISK		MEDIUM RISK			HIGH RISK	

FUND DESCRIPTION

The EMPOWER Cash Fund invests 100% in cash and short-term deposits and aims to give investors a stable and predictable return. The EMPOWER Cash Fund can be used to protect the value of member's funds against market movements. For members who are close to retirement it is particularly useful for that element of the fund that will be taken as a tax-free lump sum. While these funds are intended to be low risk investments, investors should be aware that the funds could fall in value. This could happen if, for example, a bank the fund has a deposit with cannot repay that deposit, or if the fund charges are greater than the growth rate of the assets in the fund.

Warning: If you invest in this product you may lose some or all of the money you invest.

TOP TEN DEPOSITS HELD WITH

COUNTERPARTIES	COUNTRY
ANZ Banking Group	UK
Bank of Montreal	UK
BNG Bank	Netherlands
BNP Paribas	France
Commonwealth Bank of Aus London	UK
Credit Agricole Corporate and Investment Bank	France
Credit Industriel Et Commercial	France
DZ Bank	Germany
Landeskreditbank	Germany
Nordea Bank AB Sweden branch	Finland

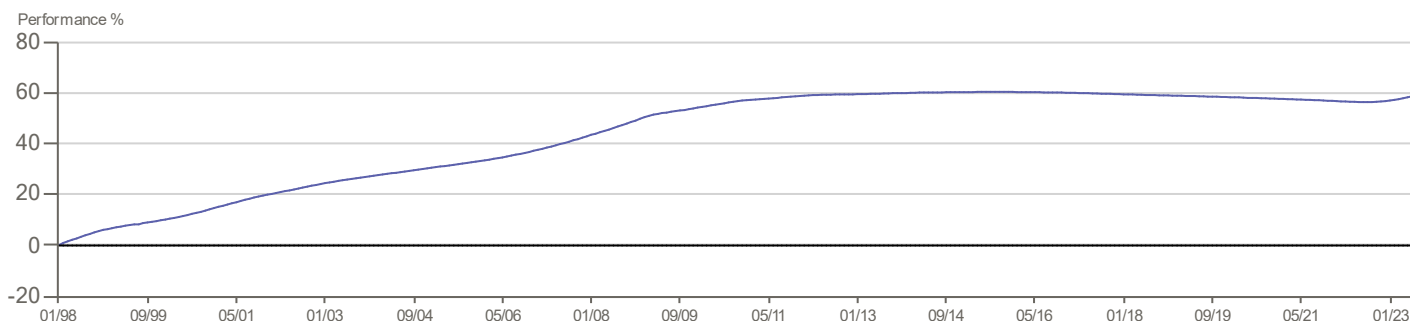
CALENDAR YEAR RETURN

	2017	2018	2019	2020	2021	2022	YTD
Fund	-0.33%	-0.37%	-0.36%	-0.43%	-0.54%	-0.06%	1.78%
Benchmark	-0.46%	-0.46%	-0.49%	-0.55%	-0.68%	0.20%	2.04%

PERFORMANCE AS AT 31/08/2023

	1 Month	3 Month	1 Year	3 Year p.a.	5 Year p.a.	10 Year p.a.	Since Launch p.a.
Fund	0.30%	0.83%	2.03%	0.34%	0.05%	-0.02%	1.84%
Benchmark	0.31%	0.89%	2.53%	0.44%	0.07%	-0.08%	0.00%

CUMULATIVE PERFORMANCE



Fund returns are quoted before taxes and before standard annual management charge. There is no Bid/Offer spread.

Launch Date (for the series used in the above performance illustration) = 31 Dec 1997; YTD = year to date; p.a. = per annum

Source: Irish Life Investment Managers

Benchmark: The standard against which the performance of the fund is measured. It typically includes market indices or weighted combinations of these as appropriate.

Warning: Past performance is not a reliable guide to future performance.

Warning: The value of your investment may go down as well as up.

Irish Life Investment Managers are recognised internationally for their expertise, innovation and track record:

- INVESTMENT MANAGER OF THE YEAR Irish Pensions Awards 2022
- RISK MANAGEMENT PROVIDER OF THE YEAR Irish Pensions Awards 2021
- EXCELLENCE IN DC AWARDS Irish Pensions Awards 2020
- PASSIVE MANAGER OF THE YEAR European Pensions Awards 2018

To find out more about our fund range and to view the latest market and fund manager updates please visit:
<http://www.irishlife.ie>

Irish Life Investment Managers Limited is regulated by the Central Bank of Ireland.
 Irish Life Assurance plc, trading as Irish Life, is regulated by the Central Bank of Ireland.
 TLA-GROSS-0823

